

LEVEL 1 NEWSLETTER

TERM TWO

Term Two 2017

Welcome back to school for Term 2. We hope you all had a wonderful and spirit filled Easter holiday.

The students had a great Term 1, settling into school and making new friends.

We look forward to a fantastic Term 2!

From all the Prep Team

Ruth Abbey, Kirsty Platon, Lucy Deal and Rebecca Camm

Dates	April	May	June
Important dates to put in your diary.	21st Resurrection Mass 25th ANZAC Day Holiday	10th Mothers' Day Stall 12th Mothers' Day Morning Tea 12th & 19th Casey Safety Village Excursion 16th Bible & Pyjama Night	12th Queen's Birthday Public Holiday 13th St Anthony's Day Mass 28th & 29th Parent Teacher Interviews

Learning in Prep

Literacy

This term we will continue to focus on developing students' oral language skills through developmental play and language experience activities.

Literacy Groups will continue this term, where students will be working in small groups to build on their skills in reading and comprehension.

In writing, students will be learning about recounts and procedures.

What can you do at home?


Ask your child to read the letters and words they know and ask them what sounds they can hear when saying the letters and words aloud.

Week	Letter	Word
1	Cc	am
2	Zz	it
3	li	is
4	Ff	this
5	Revision	Revision
6	Dd	we
7	Ee	here
8	Bb	on
9	Rr	my
10	Kk	you
11	Revision	Revision

Encourage your child to practice writing the letters and words they have been learning at school. While reading a book with your child ask them to look for words they have learnt at school.

Take Home Readers

Students will begin taking home simple books to read. Please encourage your child to read each night.



When reading with your child, the following points may be helpful:

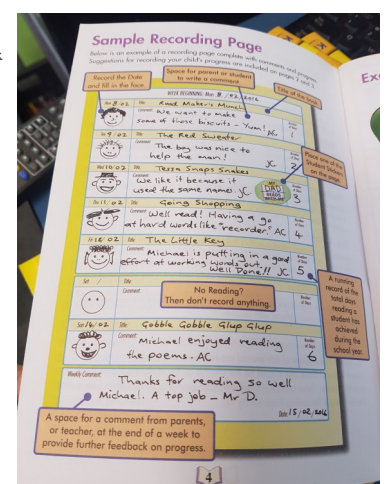
The 3 Ps: Pause, Prompt & Praise

Pause: Give your child time to: Think of & try a suitable word; Identify & self-correct errors in their reading.

Prompt: Provide suggestions on where to find help [picture, initial sound, reread]. Ask: Does the picture help? What would make sense? What does it look like? What does it start with?

Praise: Any efforts and attempts made Offer encouragement to try again Always be positive .

Please sign their diary every night they read with the book title, date and signature.



Learning in Prep

Mathematics

In Mathematics, students will revise position and location words such as on top of, beside, below, under, over, as well as continue working on identifying numbers, counting and skip counting.

This term students will be covering a variety of mathematical topics including:

- How to tell the time to the nearest hour
- Exploring the value of money and how it is used in their everyday lives
- Measuring the length of objects using addition and informal units such as hand spans, feet, straws and icy pole sticks, pencils, teddies, counters etc.
- Investigating 3D objects and making connections to their knowledge of 2D shapes.

What can you do at home?

Encourage your child to practice counting and writing numbers up to 20.

Encourage your child to practice skip counting by 5s and 10s.

Play games that involve the use of coins and ask your child to name the coins.

Ask your child to name 2D shapes and 3D objects they can see around the house.

I CAN COUNT BY 5s

1	2	3	4	5	6	7	8	9	10
11	12	13	14	15	16	17	18	19	20
21	22	23	24	25	26	27	28	29	30
31	32	33	34	35	36	37	38	39	40
41	42	43	44	45	46	47	48	49	50
51	52	53	54	55	56	57	58	59	60
61	62	63	64	65	66	67	68	69	70
71	72	73	74	75	76	77	78	79	80
81	82	83	84	85	86	87	88	89	90
91	92	93	94	95	96	97	98	99	100

Copyright © 2012 Maria Manore

www.kindercrazeblog.com

I Can Count by 10s

1	2	3	4	5	6	7	8	9	10
11	12	13	14	15	16	17	18	19	20
21	22	23	24	25	26	27	28	29	30
31	32	33	34	35	36	37	38	39	40
41	42	43	44	45	46	47	48	49	50
51	52	53	54	55	56	57	58	59	60
61	62	63	64	65	66	67	68	69	70
71	72	73	74	75	76	77	78	79	80
81	82	83	84	85	86	87	88	89	90
91	92	93	94	95	96	97	98	99	100

Copyright © 2012 Maria Manore

www.kindercrazeblogspot.com

SPECIALISTS

Library

LICA - Tuesday

LIAB - Thursday

LIPL - Friday

Computers

LICA - Friday

LIAB - Thursday

LIPL - Tuesday

PE, Japanese, Performing Arts are on
MONDAYS for all
Prep classes.

There is no Art this
term.

Library Bags

Library bags must be brought to school on library days otherwise students will not be allowed to borrow books.

It is important to encourage your child to borrow books from the Library.

Religion

In Religion this term the students will learn about how Jesus died on the cross and rose from the dead. They will also revise the story of The Good Shepherd and identify the importance of prayer in our lives.

What can you do at home?

Talk about the Easter story with your child and ask them what they know. Share a prayer with your child.



Inquiry

This term in Inquiry the children will be learning about Engineering. They will be learning new investigation skills to solve problems that involve 'hands on' materials.

What can you do at home?

Collect boxes and recycled materials to bring into class.



SEL

This term we are continuing to learn about making friends and using magic words such as please, thank you, sorry, excuse me and may I.

What can you do at home?

Ask your child about their friends and how they behave with their friends.

For example: What are your friends' names? What games do you play with your friends? How can you be a good friend?



Parent Helpers

If you would like to help in the classroom please let your child's teacher know.

Uniform

A reminder for Term 2 that students are now required to wear full winter uniform.

Please make sure all uniform is named.

Full winter uniform for boys and girls:

Long blue pants

T shirt (short or long sleeve)

Jumper

Jacket

White socks



Black Shoes

Girls can also wear:

Winter dress (pinafore)

Blue tights

Black Shoes



Excursion

On 12th and 19th of May the preps will be attending Casey Safety Village for an excursion to learn about being safe in the home and on the road.



We would love to have you join us for the excursion!

Behaviour Charts

Just a reminder that behaviour charts go home on Fridays and need to be signed and returned on Mondays. Thank you.



Specialist					Monday	Tuesday	Wednesday	Thursday	Friday
P.E.	Visual Arts	Japanese or Italian	Performing Arts						

High Expectations

At St. Anthony's we have high expectations for our students in all areas of learning.

High Expectations for Students

I will approach each day positively.



I will be the best I can be.



I will always be caring and encouraging of others.



I will think about the possible effects of my words and actions before I speak or act.



I will be honest in all I think, say and do.



I will play a fair game.



I will look after the school's resources.





Healthy Eating

At St. Anthony's Primary School we aim to promote:

- positive attitudes towards healthy food choices;
- lifestyle practices which can help reduce the incidence of obesity, tooth decay and the number of related diseases
- The Canteen menu complies with Healthy Eating Guidelines.

We encourage you to send your child to school with **fresh fruit and vegetables and a bottle of water each day.**

Package free food is recommended, as students are not to take packages and wrappers out at playtime.

Birthdays

If you wish to bring something for the class to celebrate a birthday we recommend a fruit platter, fruit kebabs or small cupcakes.

